

Humanizing Your Online Instruction - The COVID-19 Version




Adapted by Bethany Mickel @UVA Library from:

The How to Humanize Your Online Class Infographic by Michelle Pacansky-Brock and T&L Innovations@CI is licensed under a Creative Commons Attribution 4.0 International License.

What is Humanizing?

Humanized learning increases the relevance of content and improves students' motivation to log-in week-after-week. When students relate to their online instructor as something more than a subject matter expert and begin to conceive of themselves as part of a larger community, they are more likely to be motivated, be satisfied with their learning, and succeed in achieving the course objectives (Picciano, 2002; Rovai & Barnum, 2003; Richardson & Swan, 2003).

Facilitation

Be Present	Embrace Empathy	Be Aware
 Don't be a robot.	 See things through your students' eyes.	 Know your students.
<ul style="list-style-type: none">• Create a short video that greets students each session--even if the material is primarily asynchronous.• Offer synchronous online meet-ups/office hours.• Offer opportunities for interactions.• More than in-person class sessions, online instruction relies on making connections with students. Share something interesting about yourself and encourage your students to do the same.	<ul style="list-style-type: none">• Be approachable.• Send individual emails to students to show your investment.• These are challenging times. Students are struggling with concerns about their academics as well as their personal lives. Being cognizant of these challenges is critical. A student with an impacted friend or family member will have focuses other than your class/course content.• Be consistent in your messaging and set clear expectations.	<ul style="list-style-type: none">• Low-risk, fun 'ice breakers' help you connect with your students and can bring much-needed relief and change of pace during tumultuous times.• Foster discussion groups that allow students to share both their understanding of the content as well as some personal aspects (that they choose to share) of their life.• Vet what you post/say to minimize panic, distribution of misinformation.

Course Design

While the following design best practices tend to be geared towards semester-long courses, they are easily adapted for one shot sessions. Mindfulness of these is always good course design.

CHOICE Options increase intrinsic motivation.	Allow students to: <ul style="list-style-type: none"> express themselves through writing, voice, and video. provide format and topic options for projects. have agency in deciding how to demonstrate their understanding of content. 	CHALLENGE Get students out of their comfort zones.	Encourage students to: <ul style="list-style-type: none"> to try new things with low/minimal stakes demonstrate their understanding of concepts through the creation of peer-evaluated such as instructional videos, 'how to' guides, etc... harness online learning tools to foster technological development.
CONTROL Involve students in decision-making.	Allow students to: <ul style="list-style-type: none"> organize groups for projects. create and teach class content in a 'flipped' approach. suggest ideas for assessments. 	COLLABORATE Empower students to inspire one another.	Facilitate interaction through: <ul style="list-style-type: none"> having students peer teach, design, and develop material. host chats and discussion forums. connect across the miles through small group/break out rooms.
CONSTRUCT MEANING Have students discover real-world connections.	Harness technology to: <ul style="list-style-type: none"> facilitate learning videos, simulations, virtual museums. encourage students to be builders of videos, images, links that demonstrate examples of concepts. transform real-life events into learning opportunities. 	CONTINUITY Design projects that last longer than your class.	Preserve learning by: <ul style="list-style-type: none"> turning students into legacy content creators. having students share work with peers and/or in the public web. fostering a 'scholarship is a conversation' mindset by having work become part of a larger body of research.